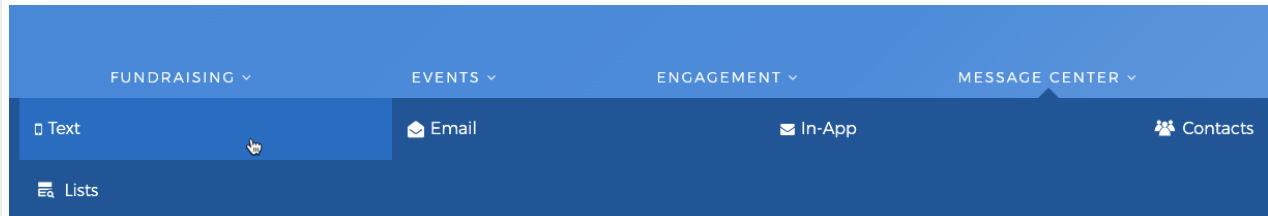


# Personalized Text Messages

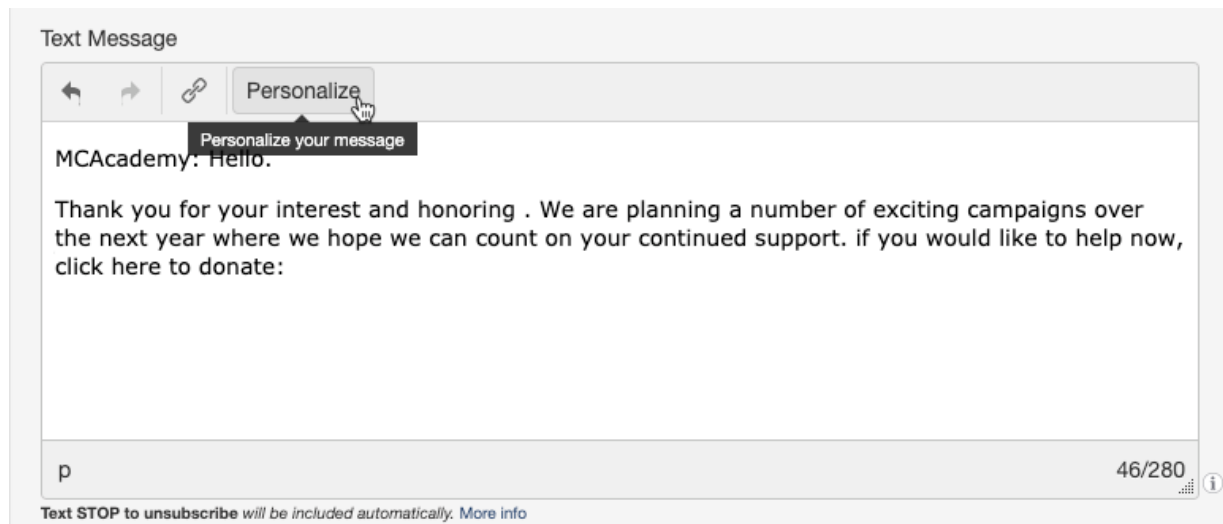
Last Modified on 06/13/2022 11:55 am PDT

With the [Enhanced Text Message Package](#), you can add your donor's names and any added elements to your text message to provide a more personal experience.

Go to Message Center > Text



Type your message as you normally would. Place the cursor where you would like to insert the name and select **Personalize** to open the Insert Contact Info box.



## Personalize



Add a personal touch and create a positive messaging experience by adding contacts' personal info, including available custom info.

Choose the info you would like to insert

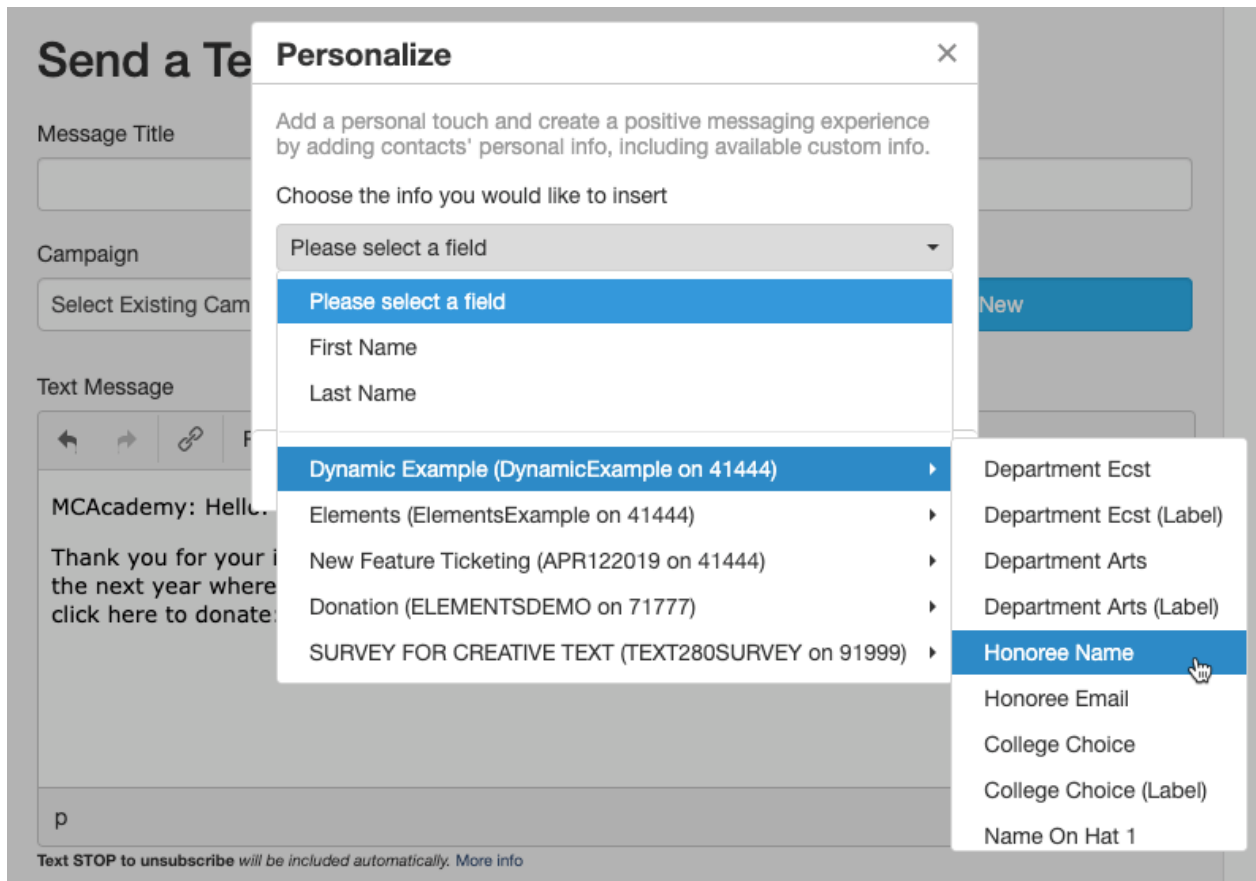
Please select a field

If no info is available use (optional)

Cancel

Insert

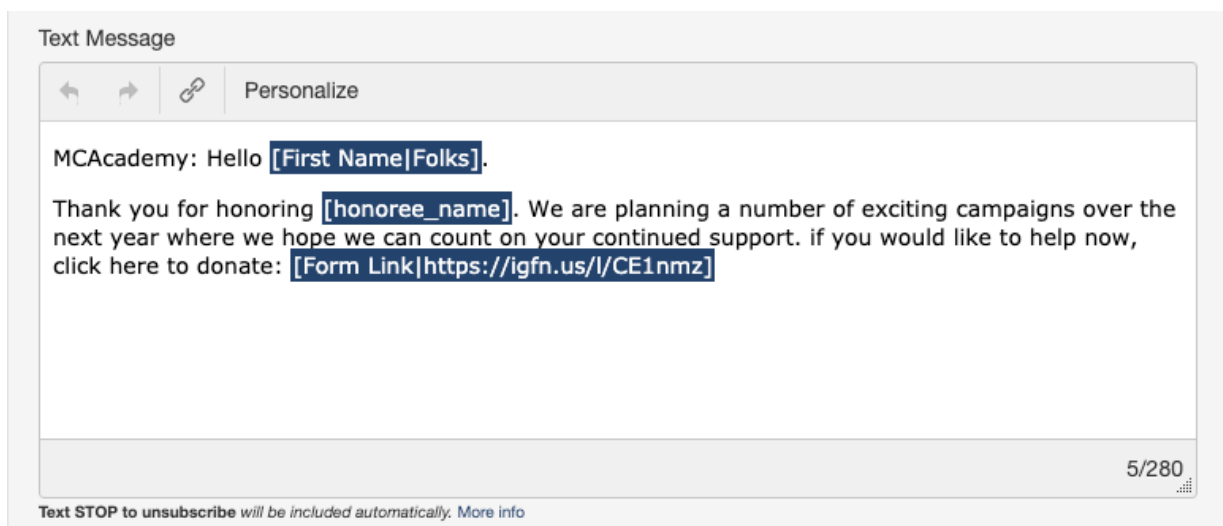
Choose the **Contact Field** you wish to insert. This function only supports First and Last Names of your constituents and any extra information you have set up to collect from your forms. It does not support any "standard" collected data like address or email (only their name).



If you have a contact that does not have that field (such as first or last name) then you can insert a word or phrase to use instead in the **If missing info use** section. Make sure the word you choose makes sense!

Click **Insert** and it will add it to your text message.

Continue to [build your message normally](#) and send your personalized text to your supporters!



This function supports:

- First names of up to 12 characters
- Last names of up to 13 characters
- Custom Elements up to 15 characters

Which, according to our research should allow for the vast majority of fields. If you have a supporter with a longer name it will default to the "missing" phrase, just like a record without a name would.

---