


# How do I move the Online Form so it won't cover part of my image?

Last Modified on 05/20/2022 7:29 pm PDT


If the form covers the key element in your background image, you can change the placement of the form from the Center of the page to Left or Right. Make this change from within the Activity design in Logo and Branding.


### Background Image

Show




[Use default settings](#)


2\_Background.jpg



Full




Tile




Repeating


### Form Alignment



Left



Centered



Right

For Desktop View Only

