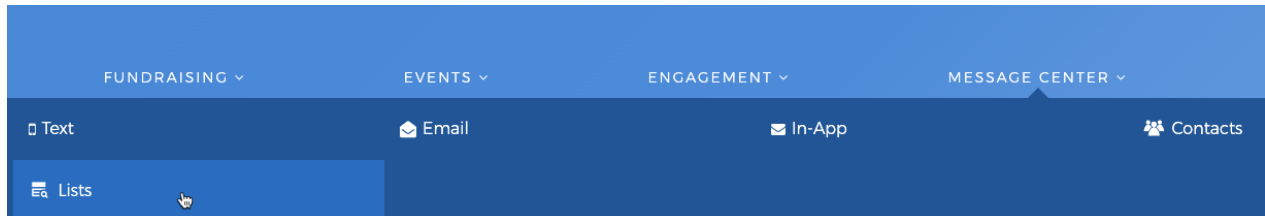


# Remove Contacts from a List

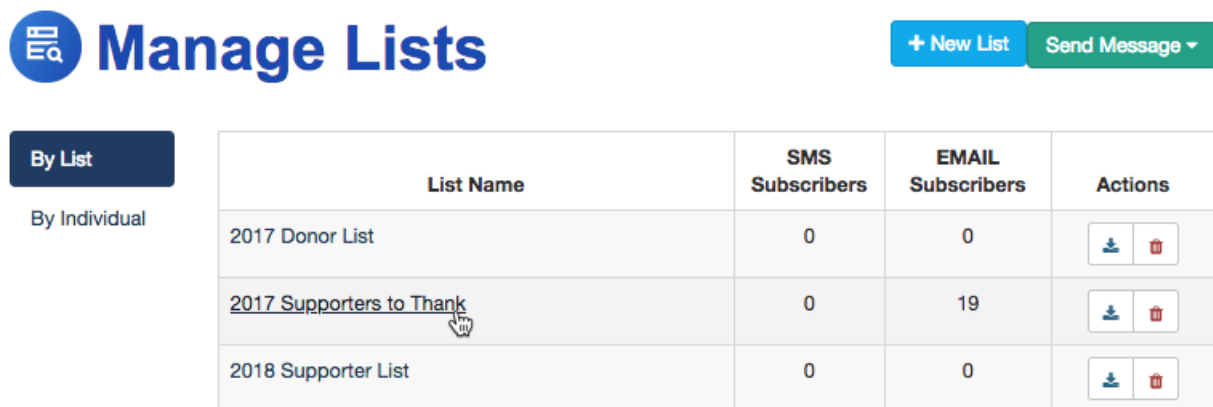
Last Modified on 06/02/2022 11:17 am PDT

if you wish to edit your list within GiveSmart Fundraise, you can remove contacts from specific lists to keep the lists more up to date. To do so:


Go to **Message Center > Lists**.



Click on the list you wish to modify.



By List	List Name	SMS Subscribers	EMAIL Subscribers	Actions
By Individual	2017 Donor List	0	0	
	<u>2017 Supporters to Thank</u>	0	19	
	2018 Supporter List	0	0	

Search for the contact you wish to remove. When you find them, click on the Action Menu (  ) and choose **Remove from list**.

