

Event Page Add Sections

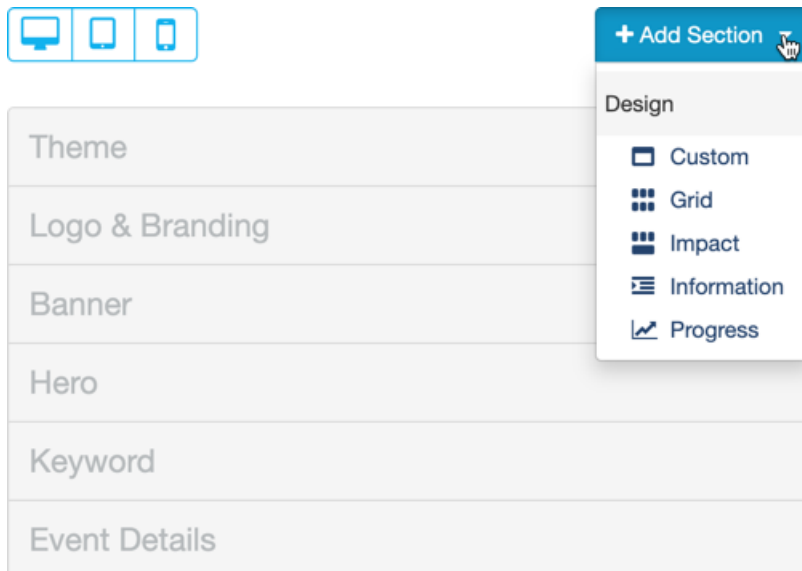
Last Modified on 05/20/2022 5:50 pm PDT

One of the great features of the Event Page is the ability to further personalize it with added sections to fit your needs.

This article will guide you through what you can do with this section of designing and working with the Event Page. If you are just starting in designing your event page, you will likely want to [start here](#).

If you will have more than 1,000 live viewers during your virtual event, please contact your [Account Manager](#) a **week in advance** so we can advise on the setup and preparation for your event and schedule complementary technical monitoring during your event.

You can add as many sections as you desire, and the best part is that they are not really any different from the "standard" sections.



Custom

The Custom section is the most generic of the possible added sections, so only starts with a Title and a Background that includes the option for a Media Carousel. Which means you could use this to create another [Hero](#) type section or a custom [Event Details](#) section. (Note: for Event Details, you may be better served by creating an Information section mentioned below).

Custom (Added) Section

Display Section

Show



Title

Text Box

Show



Background

Solid Color

#333333



Media Carousel



Upload one or more images as section background

+ Add Element ▾

Design Form

Button

Image

Text

Video

The Custom section can also be used to [add Videos](#) to your Event Page, whether you plan to Livestream for a virtual event or just a video to enhance your Event Page. For more information about specifically adding Video, [click here](#).


Live Stream




Grid

The Grid Section is the same as the [Sponsors Section](#). This allows for images to be displayed four across and more will wrap around to a new line, with no limit to the number of images you can include. You can use the grid for anything from showcasing stories with links behind the images to different levels of Sponsors. If you want a high level sponsorship that provides links to the Sponsor pages, you can include the links, then in a second Sponsor or Grid section you could have a lower level sponsor without including the links, etc.


Grid (Added)


Display Section Show 

Title Show

Images Carousel Show 

Message Show

Action Button Button Show 

Background Color 

[Set Transparent](#)

Impact

This is the same as the [Impact Section](#), with a maximum of four cards in the section.. By adding more Impact sections to your Event Page you can direct your supporters to different levels of donations, different types of involvement, or anything else you can think to use it for.

Impact (Added)

Display Section

Show



Card Alignment



Title

Show

Title goes here

Card 1

Card

Show



Card 2

Card

Show



Card 3

Card

Show



Card 4

Card

Hide



Background Color

#333333



[Set Transparent](#)

Information

The Information section is the same as the [Event Details](#) section with the ability to include an Image/logo, Title, Subtitle, and message, and have a screen filling image or carousel of images. So if you want more details on your Event Page, add a new Information section.

Information (Added) Section

Display Section

Show



Section Alignment



Image

Show

Min recommended image size: 500px by 500px. JPG, PNG or GIF image types only.



Title

Show

Title goes here

Subtitle

Show

Subtitle goes here

Message

Show

Message goes here

Action Button

Button

Hide



Background Color

#4d4d4d

[Set Transparent](#)

[Use shared settings](#)

Progress

The [Progress section](#) gives you a progress bar and a scrolling donor wall similar to an in-person event's Fundraising Thermometer page, but built specifically for the Event Page so it works well in desktop, tablet or mobile view. Since this section is not part of the main event page, it's design has its own article to take you through all of its options, [here](#).



THANK YOU

- ✓ **Carolyn Merchant** \$200
- ♥ **John Tallmadge** \$600
- ♥ **Ann Gilrye** \$275
- ♥ **Louis Agassiz** \$400
- ♥ **Anonymous** \$750
- ♥ **John Muir** \$220
- ♥ **Louisa Strentzel** \$150
- ♥ **Gifford Pinchot** \$450

Add your name to our list of supporters through your donation.

[DONATE](#)