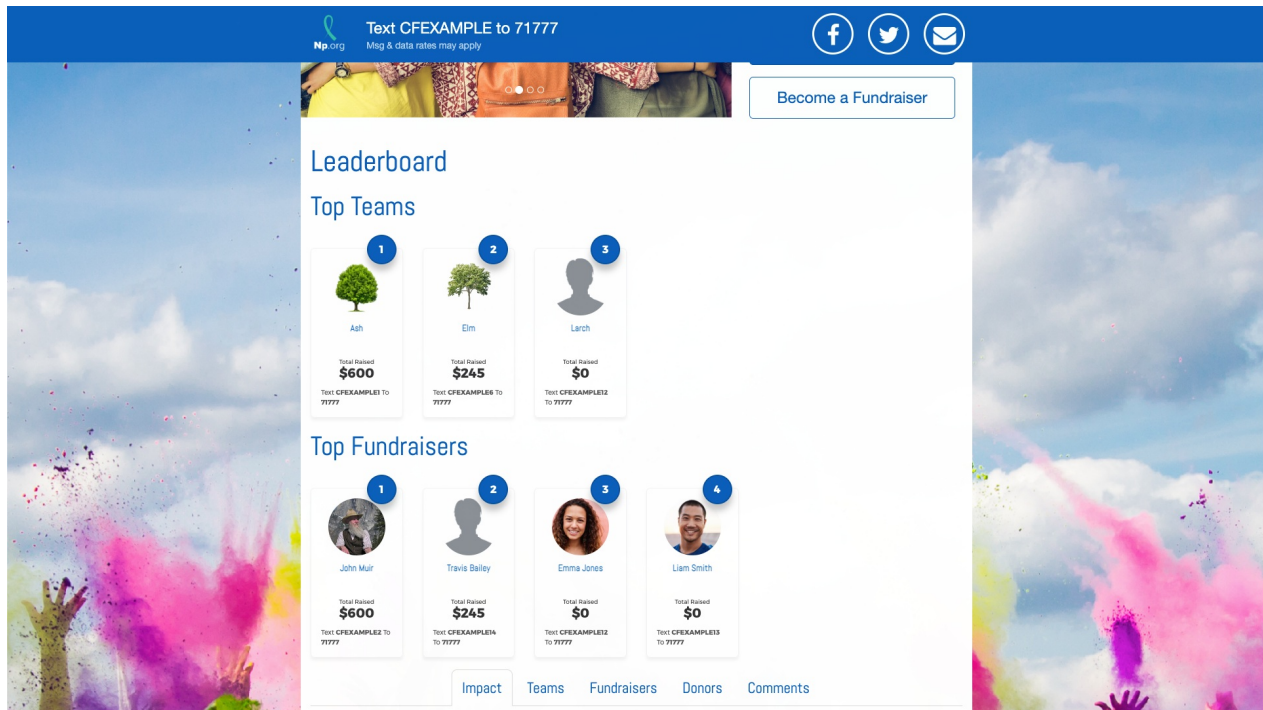


# Leaderboards

Last Modified on 09/21/2023 8:46 pm PDT

Do you want an easily identifiable way to see who is in the lead during your Crowdfunding and Peer-to-Peer Fundraising campaign? Use a leaderboard!



For Crowdfunding and Peer-to-Peer Fundraising pages created before this feature was implemented the Leaderboard section will default to Hidden so as not to change your existing campaign but can be shown and personalized if you desire. For new Crowdfunding and Peer-to-Peer Fundraising pages, the Leaderboard section will default to Show but can be hidden.

## Leaderboard Settings

When you **create a Crowdfunding and Peer-to-Peer Fundraising activity**, one of the options will be for the Leaderboard. In your Crowdfunding and Peer-to-Peer Fundraising activity, if you go to the Fundraising Page category on the left, the Leaderboard section will be between the Buttons and the Tab Sections.

## Display Links

Fundraiser Form

Donation Form

Sign-up Form

View Fundraising Thermometer

## Fundraising Page

Choose a Theme

Logo &amp; Branding

Banner

Media Carousel

Goal

Buttons

Leaderboard

Leaderboard

Show 

Title

Leaderboard

20 character limit

5 / 20

Top Teams

Show [Edit content](#)

Top Fundraisers

Show [Edit content](#)

Tab Sections

Social Media

**Show/Hide:** If you decide you don't want to use a leaderboard, you can toggle the show hide switch to the desired position

**Title:** By default, it will show as "Leaderboard" but you can change the title to anything you prefer, including deleting everything out of the Title box to not use a title.

### Top Teams:

- You can toggle to show/hide the top teams depending on whether you want to show or use teams in your campaign.
- You can click Edit Content to change the settings:

## Edit Field

Display Label \*

Top Teams

9 / 20

Max Items To Display

10

Cancel

Save

- Display Label: Change the wording from Top Teams to anything you prefer.
- Max Items to Display: Use the drop-down to change the number of Top Teams

you want to be shown. You have a choice from 3 to 20.

### Top Fundraisers:

- You can toggle to show/hide the top fundraisers depending on whether you want to show or use individual fundraisers in your campaign.
- You can click Edit Content to change the settings:

### Edit Field

Display Label \*

Top Fundraisers

15 / 20

Max Items To Display

10

Cancel

Save

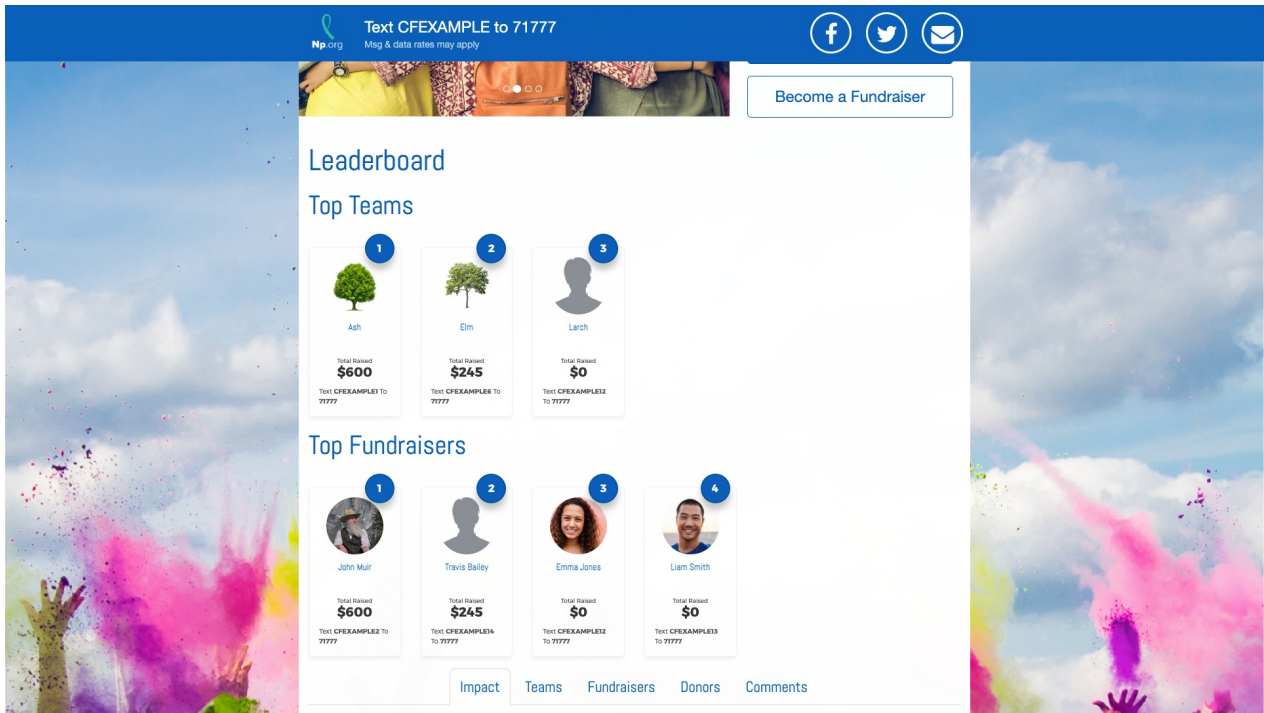
- Display Label: Change the wording from Top Fundraisers to anything you prefer.
- Max Items to Display: Use the drop-down to change the number of Top Fundraisers you want to be shown. You have a choice from 3 to 20.

## Fundraising Page Views

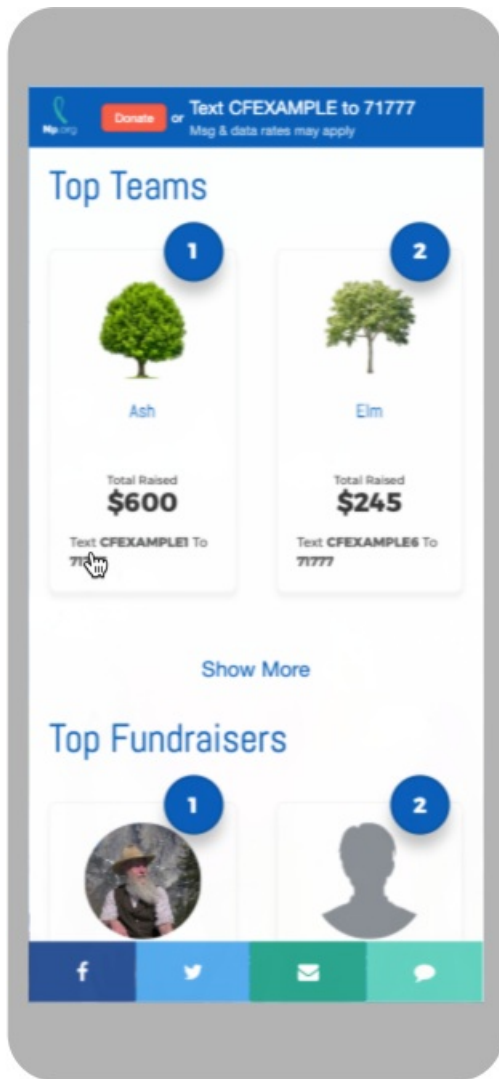
When shown, the Leaderboard section will appear on the main Fundraising Page only. It will show below the Media Carousel and the Buttons to donate or sign up, and above the Tab sections.

A number will be displayed in the top right corner of the team/fundraiser to reflect their ranking in the top teams/fundraisers.

From a desktop display, six teams/fundraisers will show in a single row:



From a mobile display, they will show two in a row:



There will be a **Show More** or **Show Less** and **Back to Top** to allow your supporters to see more leaders or quickly get back to the top of the section.