

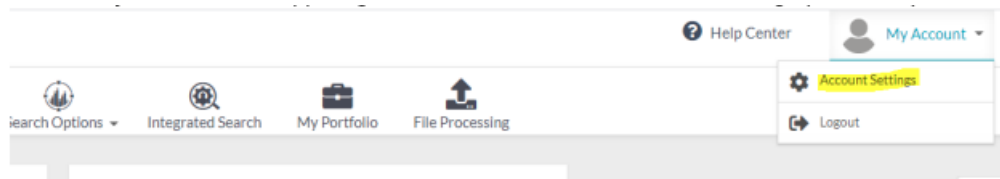
CRM: Locating DonorSearch API Key

Last Modified on 10/24/2023 8:55 am PDT

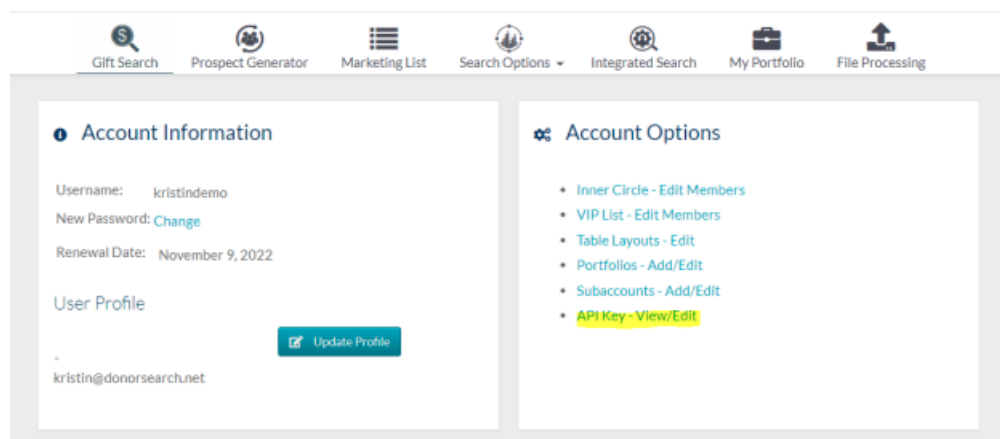
If you have a license with DonorSearch, you'll need to add your API key to GiveSmart Donor CRM to integrate the products.

Locate Your API in DonorSearch

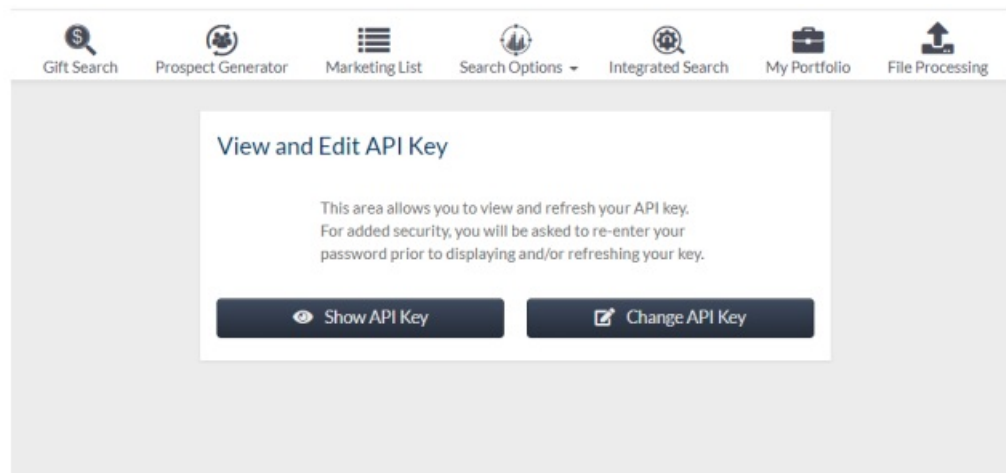
1. Login to your DonorSearch online account at: www.donorlead.net
2. Click **My Account** in the upper right corner and select **Account Settings**



3. Under Account Options select **API Key - View/Edit**



4. Select **Show API Key**
 - It will be required to enter your DonorSearch online account password to access the key. Once entered, the [API Key can be copy and pasted](#) into GiveSmart Donor CRM.



For any issues or additional assistance with locating your DonorSearch API Key, please contact clientsupport@donorsearch.net.

